

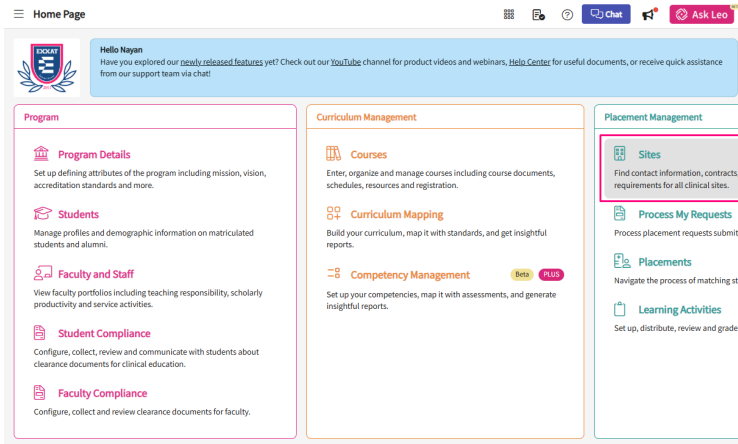
Paragraph AA A B I U [Icons]

Published last month Unverified American English

Exploring Locations

If you'd like to review site information using a map or would like to get familiar with what you see when researching sites, the Explore Locations section can help!

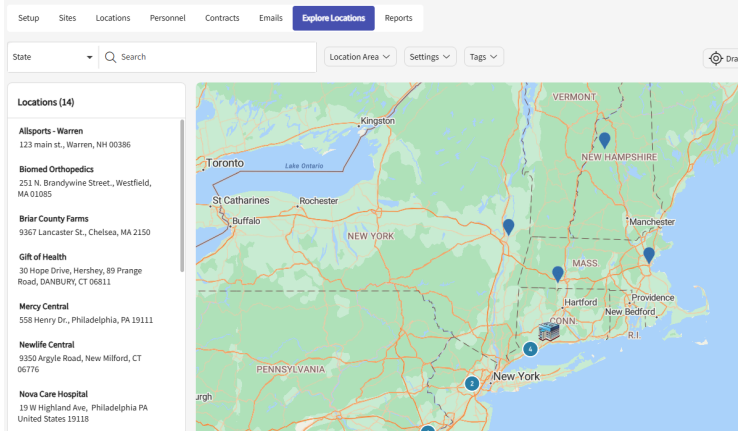
1. Select Sites from your dashboard or left menu.



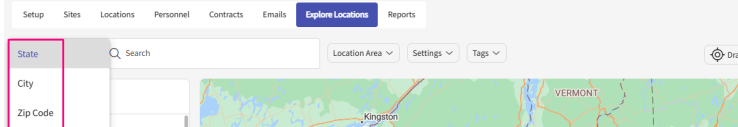
2. Select Explore Locations from the ribbon at the top of the page.



3. All the locations will be displayed on the map. To view them, simply zoom out using the map controls.



4. You can apply filters based on State, City, Zip Code, or Site Name to perform a query.



Article settings

Management

Management permissions Administrators

Placement (1)

Sites
 Exxat > ... > Step-by-Step Guides (How-tos)
 Visible to Everyone
 0 comments • 0 attachments